


**APWA**

**Maine Chapter  
American Public Works Association  
Highway Congress**

**Snow Plow Rodeo**  
Sample Course  
Municipal, County, MDOT & Turnpike Authority



---

Offered by

Maine Chapter APWA Snow Plow Rodeo Committee

Roger Mosley	642-5416
Steve Walker	781-5242
Kevin Noyes	874-8821
John Schnoor	883-5546
Hank Bullcamino	785-5997

## RODEO COURSE RULES AND INFORMATION

- START LINE:** Contestants are required to be in their vehicle with all minor adjustments completed and ready to start at their assigned times. Starter will assure the area is clear and safe before signalling the start. Blades will be up for the first three obstacles.
- SERPENTINE:** The team will proceed to the first cone and go right around the cone making a left turn, then forward to the serpentine. Following the arrows to the correct side of the cone until reaching the Blade Drop. After which, the vehicle will be backed around the cones opposite the proceeding route to the Alley Dock.
- BLADE DROP:** Driver will approach the blade drop area marked on the course and will make one stop. When the driver feels that the main blade is over and marked area, he will then drop the main blade. After being judged, the blade will be raised and proceed to the reverse portion of the serpentine.
- ALLEY DOCK:** The driver will back the vehicle into the Alley Dock without touching either side and stopping no more than 6 inches from the rear wall, from which the measurement will be taken. When stopped, the driver will sound the horn for the measurement to be made.
- PARKED CAR:** At this point the plow and wing will be lowered and the vehicle will proceed on the marked course to the parked vehicle. The team will maneuver plows as close to the vehicle as possible without striking it or being more than 12 inches from it at its center.
- OUTSIDE CURVE:** The vehicle will follow the marked course and enter outside curve. The team will maneuver the vehicle with both plow blades down around the 360 degree turn without striking any of the propositioned cones.
- BALL-ON-CONE CURVE:** The team will then approach the Ball-on-the-Cone, which will require the wing person to gradually and smoothly raise the wing and cleanly, knock the ball from the top of the 12" cone without touching the cone itself.
- DIMINISHING CLEARANCE STOP LINE:** After completing the Ball on the Cone, both blades will be raised and the vehicle proceed through the diminishing clearance line and stop when the front tires are on the stop line. This will complete the course.

RODEO SCORESHEET

TEST; SERPENTINE

TEAM #: \_\_\_\_\_

OBJECTIVE: To determine the drivers ability to drive/back a vehicle through a designed route.

INSTRUCTIONS TO JUDGES: Place an "X" in the appropriate circle for point assessment. Initial all your corrections.

SCORING				
POINT VALUE	DISCREPANCIES	MARK APPL: CIRCLE	MAXIMUM POINTS	TOTAL POINTS
25	Striking barrel	○ ○ ○	75	
25	Off outlined Course	○	25	
75	Did not complete Test.	○	75	

JUDGES SIGNATURE: \_\_\_\_\_ DATE: \_\_\_\_\_

TOTAL POINTS ASSESSED: \_\_\_\_\_

RODEO SCORESHEET

TEST: BLADE DROP

TEAM #: \_\_\_\_\_

OBJECTIVE; To determine the drivers ability to approach a designated space and drop the main blade entirely inside the area.

INSTRUCTIONS TO JUDGES; Place an "X" in the appropriate circle for point assessment. Initial all corrections.

SCORING				
POINT VALUE	DISCREPANCIES	MARK APPL; CIRCLES	MAXIMUM POINTS	TOTAL POINTS
10	More than one stop before lowering blade	○	10	
5	Blade outside Area	Left End ○ Right End ○	10	
20	Blade entirely outside area	○	20	
20	Did not complete	○	20	

JUDGES SIGNATURE; \_\_\_\_\_ DATE: \_\_\_\_\_

TOTAL POINTS ASSESSED \_\_\_\_\_

RODEO SCORESHEET

TEST; ALLEY DOCK

TEAM #: \_\_\_\_\_

OBJECTIVE: To determine the drivers ability to back a vehicle into an alley loading dock, and pull away without touching any part of the dock.

INSTRUCTIONS TO JUDGES: Place a "X" in the appropriate circle for point assessment. Initial all your corrections.

SCORING				
POINT VALUE	DISCREPANCIES	MARK APPL; CIRCLES	MAXIMUM POINTS	TOTAL POINTS
25	Contact with Sides or back	○ ○ ○ ○	75	
35	More than 6 in. from back wall	○	35	
10	*Failed to sound Horn	○	10	
50	Did not complete Test	○	50	

JUDGES SIGNATURE: \_\_\_\_\_ DATE: \_\_\_\_\_

TOTAL POINTS ASSESSED; \_\_\_\_\_

\* Driver must sound horn to initiate measurement and to signal complete stop

RODEO SCORESHEET

TEST: PARKED VEHICLE

TEAM : \_\_\_\_\_

OBJECTIVE: To determine drivers ability to plow closely to a parked vehicle

INSTRUCTIONS TO JUDGES: Place an "X" in the appropriate circle for point assessment. Initial all your corrections.

SCORING				
POINT VALUE	DISCREPANCIES	MARK APPL: CIRCLES	MAXIMUM POINTS	TOTAL POINTS
10	Stopping during Test	<input type="radio"/>	10	
15	Moving from the drivers position (leaning)	<input type="radio"/>	15	
60	Striking vehicle	<input type="radio"/>	60	
60	Did not complete Test	<input type="radio"/>	60	

JUDGES SIGNATURE: \_\_\_\_\_ DATE: \_\_\_\_\_

TOTAL POINTS ASSESSED: \_\_\_\_\_

RODEO SCORESHEET

TEST: BALL-ON-CONE

TEAM #: \_\_\_\_\_

OBJECTIVE: To determine the coordination between driver and wing person to knock a ball from the top of a 12" cone, using the plow wing

INSTRUCTIONS TO JUDGES: Place an "X" in the appropriate circle for point assessment. Initial all your corrections.

SCORING				
POINT VALUE	DISCREPANCIES	MARK APPL: CIRCLES	MAXIMUM POINTS	TOTAL POINTS
25	Striking cone and ball	○	25	
50	Missed both cone & ball	○	50	
50	Stopping vehicle prior to cone	○	50	
75	Did not complete Test	○	75	

JUDGES SIGNATURE: \_\_\_\_\_ DATE: \_\_\_\_\_

TOTAL POINTS ASSESSED: + \_\_\_\_\_

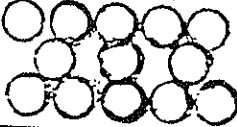
RODEO SCORESHEET

TEST: PLOWING OUTSIDE CURVE

TEAM #: \_\_\_\_\_

OBJECTIVE: To determine the drivers ability to maintain the vehicle and plow with wing between the inside and outside cones of a complete circle

INSTRUCTIONS TO JUDGES: Place an "X" in the appropriate circle for point assessment. Initial all your corrections.

SCORING				
POINT VALUE	DISCREPANCIES	MARK APPL: CIRCLES	MAXIMUM POINTS	TOTAL POINTS
5	Jerky movement	○	5	
10	Stopping during test	○	10	
15	Moving from the drivers position (leaning)	○	15	
5	Striking cones		65	
65	Did not complete Test	○	65	

JUDGES SIGNATURE: \_\_\_\_\_ DATE: \_\_\_\_\_

TOTAL POINTS ASSESSED: \_\_\_\_\_

RODEO SCORESHEET

TEST: DIMINISHING CLEARANCE & STOP LINE

TEAM #: \_\_\_\_\_

OBJECTIVE: To determine a drivers ability to steer a vehicle through a narrowing space and stop on a designated spot.

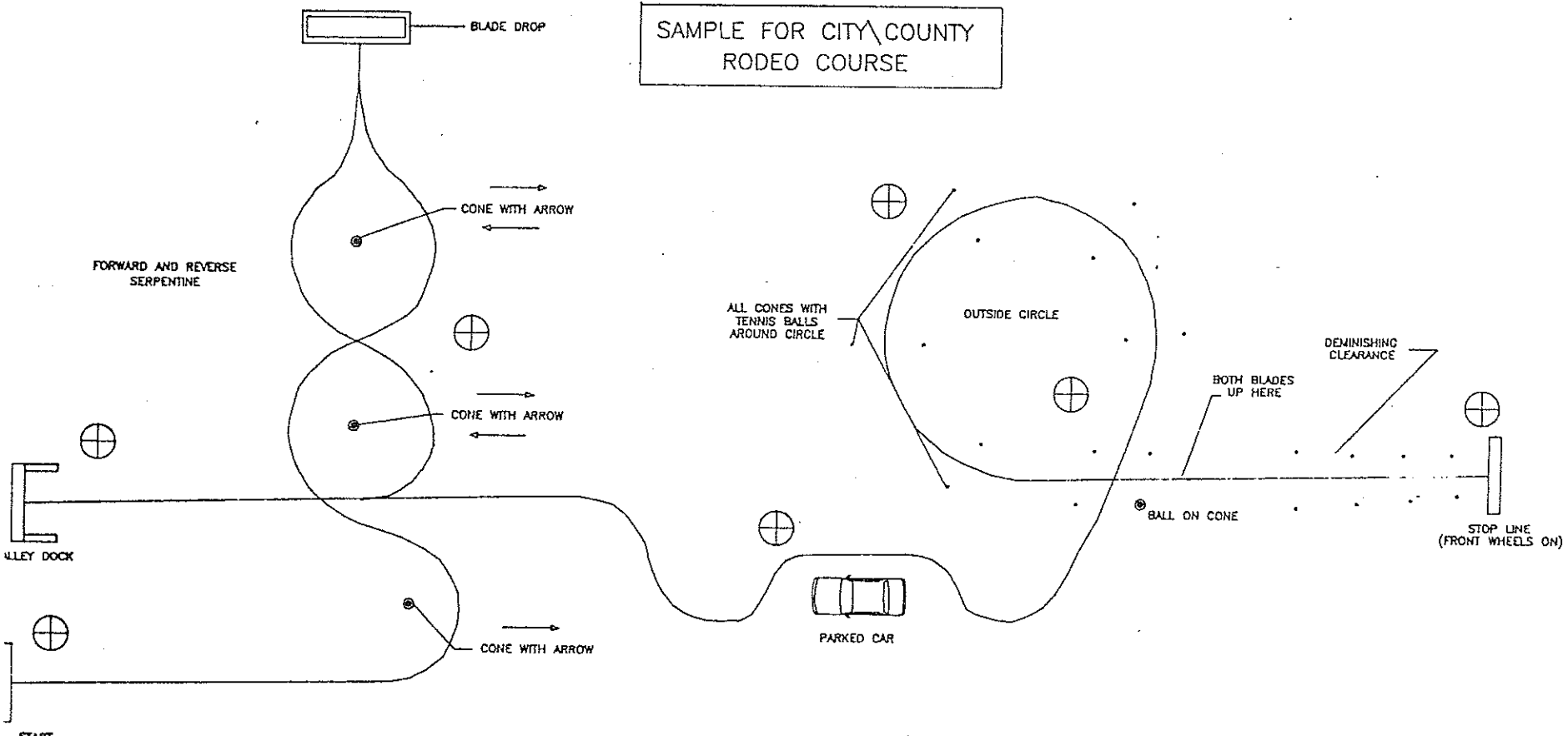
INSTRUCTIONS TO JUDGES; Place an "X" in the appropriate circle for point assessment. Initial all your corrections.

SCORING				
POINT VALUE	DISCREPANCIES	MARK APPL: CIRCLES	MAXIMUM POINTS	TOTAL POINTS
15	Hitting any of first 4 cones	<input type="checkbox"/> <input type="checkbox"/> <input type="checkbox"/> <input type="checkbox"/>	60	
25	Hitting any of last 4 cones	<input type="checkbox"/> <input type="checkbox"/> <input type="checkbox"/> <input type="checkbox"/>	100	
50	Front wheels of vehicle not on STOP line	<input type="checkbox"/>	50	

JUDGES SIGNATURE: \_\_\_\_\_ DATE: \_\_\_\_\_

TOTAL POINTS ASSESSED: \_\_\_\_\_

SAMPLE FOR CITY\COUNTY  
RODEO COURSE



PERSONEL

- 1 STARTER\TIMER
- 2 SERPENTINE\BLADE DROP\ALLEY DOCK
- 1 PARKED CAR\BALL ON CONE
- 2 OUTSIDE CIRCLE
- 1 DEMINSHING LINE\STOP LINE
- 1 SCORER(TOTALS FROM JUDGES)

⊕ JUDGE

EQUIPMENT

- 28 REGULAR CONES
- 1 SHORT CONE WITH SOCCER BALL
- 3 BARRICADES (ALLEY DOCK)
- 1 WRECKED CAR
- 1 BAG OF LIME AND MACHINE TO OUTLINE COURSE

STATE RODEO VEHICLE CIRCLE CHECK

INSIDE CAB:

No registration in vehicle  
Broken right side rear view mirror

UNDER HOOD:

Radiator cap not secured  
Radiator under/over serviced  
Power steering belt loose  
Upper radiator hose clamp loose  
Engine to ground bonding wire broken  
Power steering fluid low  
Wiper motor electrical connection disconnected

OUTSIDE VEHICLE:

Burnt out headlight (High/Low Beam)  
Drivers windshield wiper missing  
\* Right front flasher inoperative  
Insufficient tread left front tire  
Left air tank loose in mounting  
Safety chain for tailgate release missing  
Left rear duals mismatched  
\* Back-up lights inoperative  
No rear license plate  
Pintle hook safety pin missing  
Right rear mud flap missing  
Right rear inside dual flat  
Two loose lugs on right rear dual  
Right front tire low  
One loose lug right front wheel  
\* Strobe/Rotating beacon burnt out

INSTRUCTIONS

1. This circle check will be completed without operating the engine or moving the vehicle.
2. \* These items should be included if they will operate without the ignition on.
3. The team will be given 10 minutes to complete their circle check, complete the Vehicle Condition Report with all the discrepancies they find. *for? up to you and number of defects*
4. The team will receive 5 points for each item they discover

STATE OF MAINE SNOWPLOW RODEO  
VEHICLE CONDITION REPORT

DRIVERS SIGNATURES: \_\_\_\_\_  
\_\_\_\_\_

COUNTY : \_\_\_\_\_

CHECK ITEMS	DESCREPENCIES
CONDITION/CONTENTS OF CAB INTERIOR	
OIL LEVEL	
FUEL LEVEL	
POWER STEERING LEVEL	
COOLENT LEVEL	
TIRES & WHEELS	
GLASS	
LIGHTS	
HORN	
WINDSHIELD WIPERS	
MIRRORS	
BACKUP ALARM	
GENERAL BODY CONDITION	

COMMENTS: \_\_\_\_\_  
\_\_\_\_\_  
\_\_\_\_\_

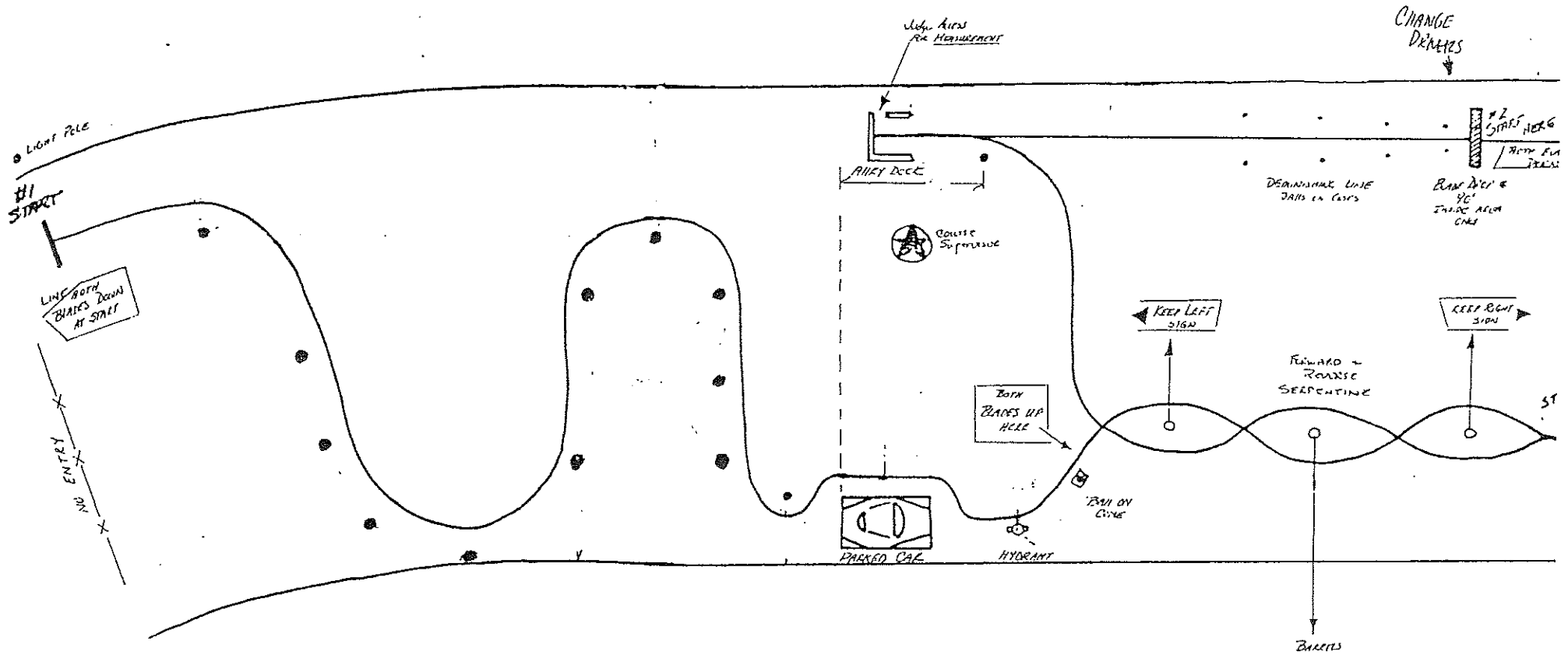
(Use reverse if needed)

**APIWA SNOW PLOW RODEO COURSE  
TOTALS SCORESHEET**

TEAM	COURSE	EVENT SCORE										SUPERVISOR SCORE	INDIVIDUAL SCORE	TIME SCORE	CIRCLE CHECK SCORE	TEAM SCORE	
		1	2	3	4	5	6	7	8	9	10						
1	A																
	B																
2	A																
	B																
3	A																
	B																
4	A																
	B																
5	A																
	B																
6	A																
	B																
7	A																
	B																
8	A																
	B																
9	A																
	B																
10	A																
	B																
11	A																
	B																
12	A																
	B																
13	A																
	B																
14	A																
	B																
15	A																
	B																
16	A																
	B																
17	A																
	B																
18	A																
	B																

SCORER SIGNATURE: \_\_\_\_\_

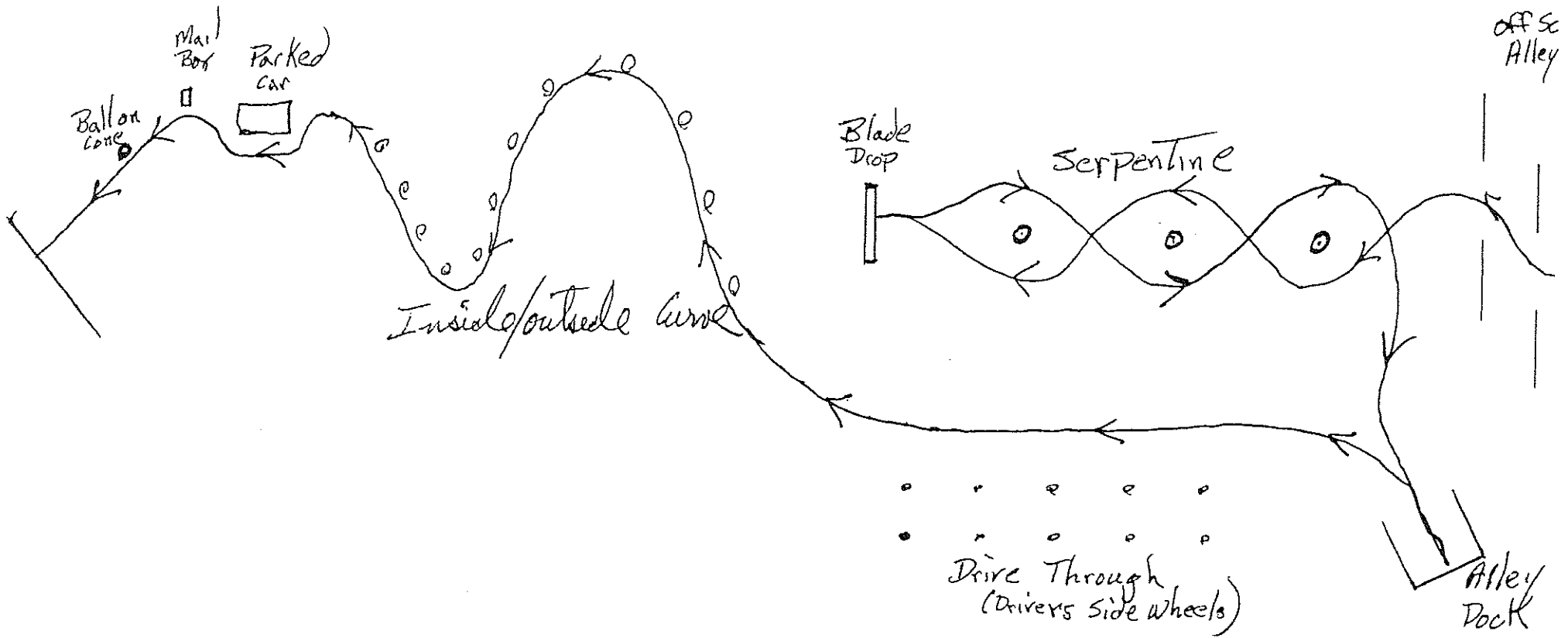
APWA SNOW PLOW RODEO COURSE



2nd HALF OF COURSE IS EXACTLY LIKE 1st HALF

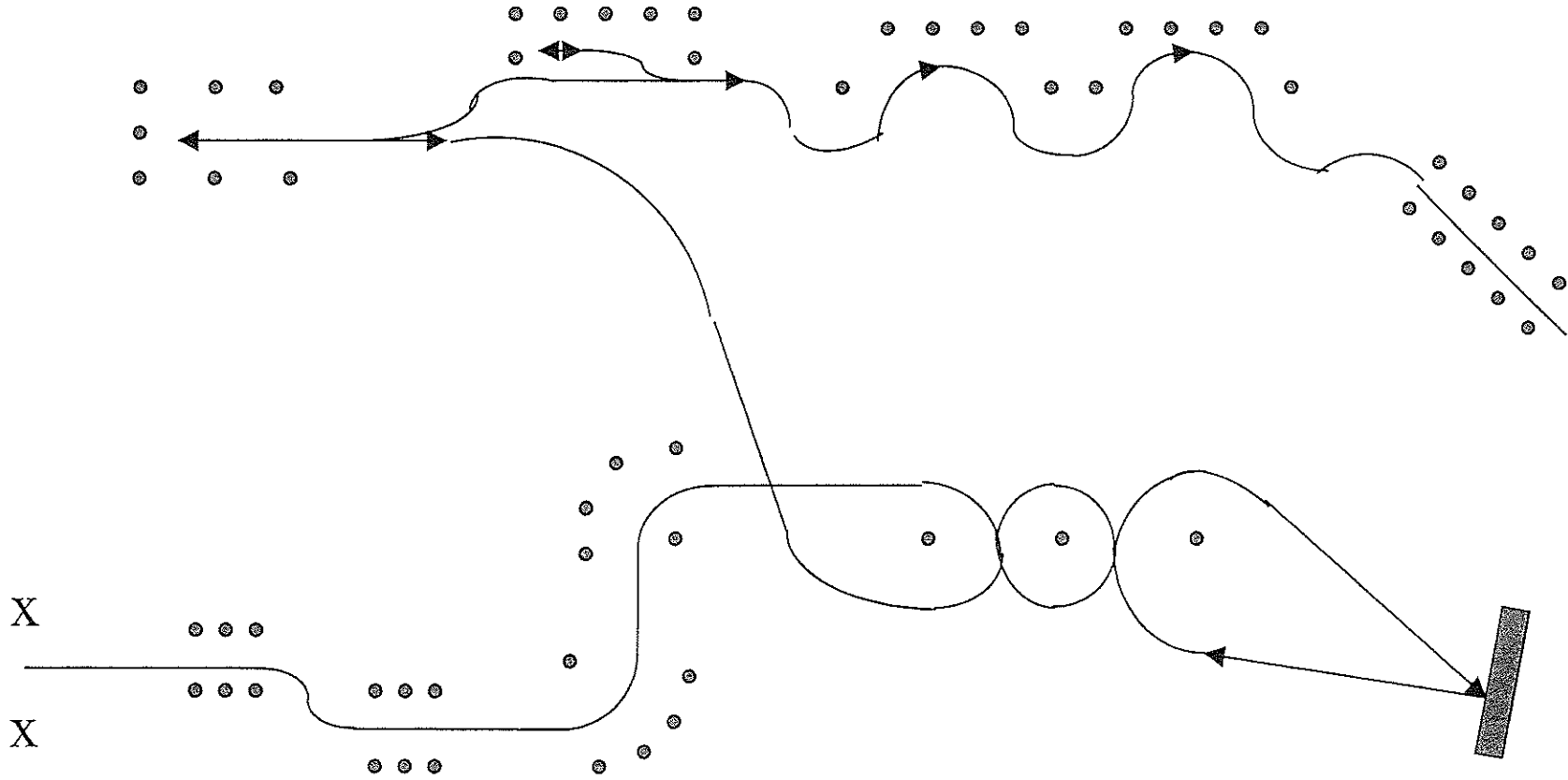
STATE APIWA RODEO COURSE  
1993

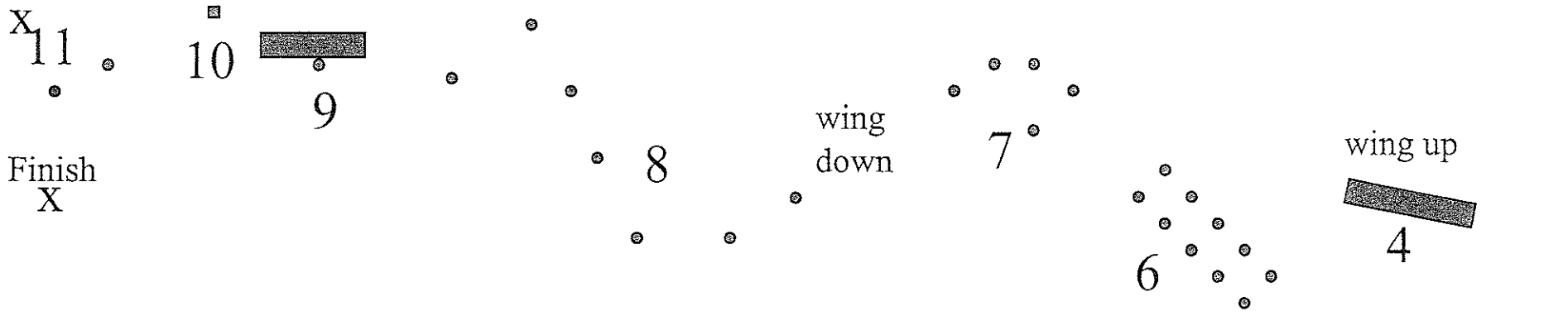
# 1994 State Rodeo Course






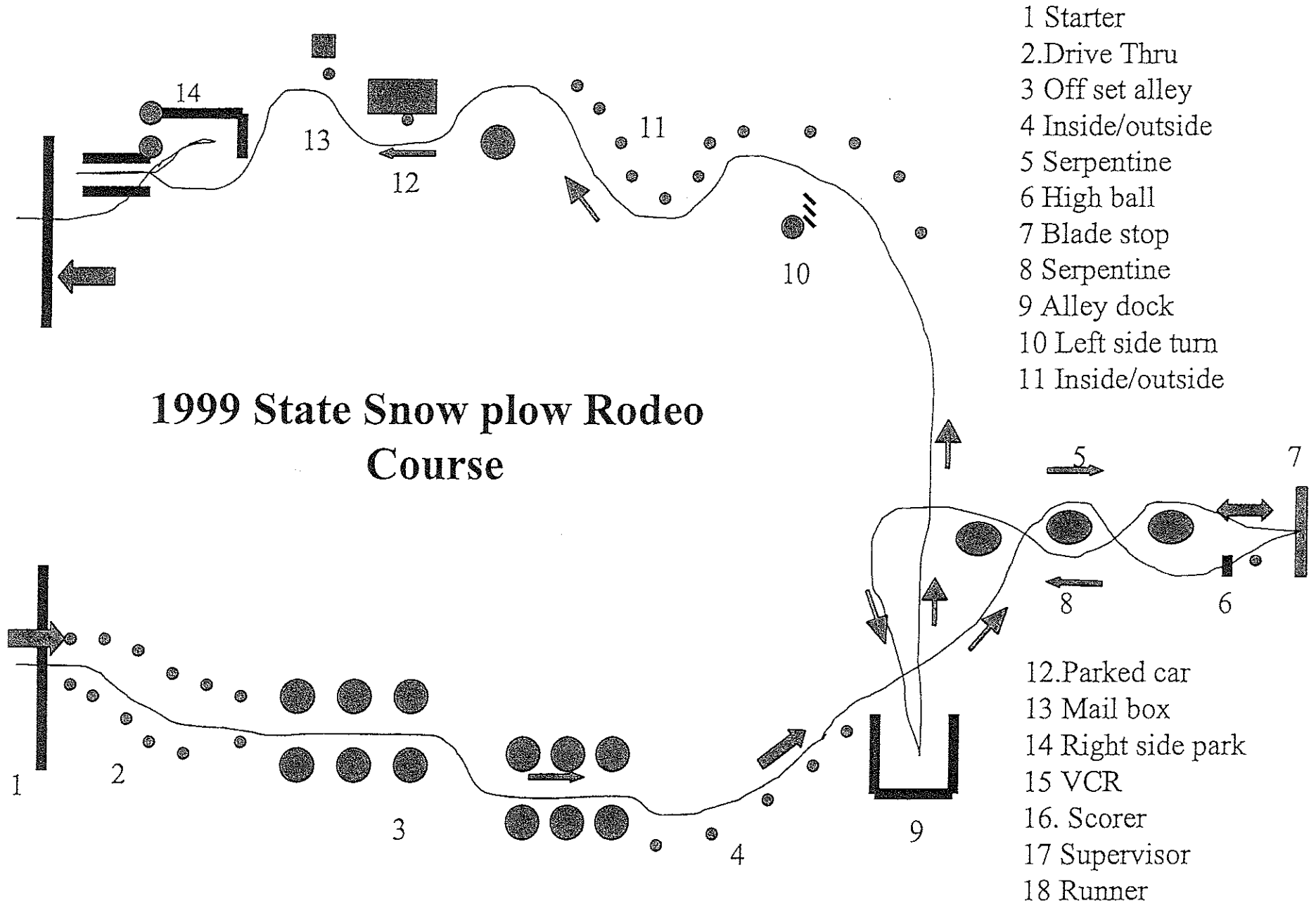
# 1996 Rodeo Course





# 1997 RODEO COURSE





# 1999 State Snow plow Rodeo Course

- 1 Starter
- 2. Drive Thru
- 3 Off set alley
- 4 Inside/outside
- 5 Serpentine
- 6 High ball
- 7 Blade stop
- 8 Serpentine
- 9 Alley dock
- 10 Left side turn
- 11 Inside/outside

- 12. Parked car
- 13 Mail box
- 14 Right side park
- 15 VCR
- 16. Scorer
- 17 Supervisor
- 18 Runner